

December 9th, 2020



School District 19
(Revelstoke)

BY COURIER

Mr. Ian Aaron, Director
School District Financial Reporting Branch
Resource Management Division
Ministry of Education
5th Floor, 620 Superior Street
Victoria, BC V8V 1V2

RE: FINANCIAL INFORMATION ACT

Please find enclosed the information required for the 2019/2020 Fiscal Year.

Please don't hesitate to contact me if you have any questions.

Yours truly,

A handwritten signature in black ink, appearing to read 'Bruce Tisdale', is written over a white rectangular area.

Bruce Tisdale, CPA, CGA
Secretary Treasurer

Enclosures



Ministry of Education

SCHOOL DISTRICT STATEMENT OF FINANCIAL INFORMATION (SOFI)

6049

SCHOOL DISTRICT NUMBER 19	NAME OF SCHOOL DISTRICT REVELSTOKE	YEAR 2019/2020
OFFICE LOCATION(S) 501 - 11th STREET		TELEPHONE NUMBER 250-837-2101
MAILING ADDRESS PO BAG 5100		
CITY REVELSTOKE	PROVINCE BC	POSTAL CODE V0E2S0
NAME OF SUPERINTENDENT MICHAEL HOOKER		TELEPHONE NUMBER 250-837-2101
NAME OF SECRETARY TREASURER BRUCE TISDALE, CPA, CGA		TELEPHONE NUMBER 250-837-2101

DECLARATION AND SIGNATURES

We, the undersigned, certify that the attached is a correct and true copy of the Statement of Financial Information for the year ended June 30, 2020

for School District No. 19 as required under Section 2 of the Financial Information Act.

SIGNATURE OF CHAIRPERSON OF THE BOARD OF EDUCATION 	DATE SIGNED December 4, 2020
SIGNATURE OF SUPERINTENDENT 	DATE SIGNED December 4, 2020
SIGNATURE OF SECRETARY TREASURER 	DATE SIGNED December 4, 2020

**School District
Statement of Financial Information (SOFI)**

School District No. 19 (Revelstoke)

Fiscal Year Ended June 30, 2020

MANAGEMENT REPORT

The Financial Statements contained in this Statement of Financial Information under the *Financial Information Act* have been prepared by management in accordance with Canadian generally accepted accounting principles and the integrity and objectivity of these statements are management's responsibility.

Management is also responsible for all other schedules of financial information and for ensuring this information is consistent, where appropriate, with the information contained in the financial statements and for implementing and maintaining a system of internal controls to provide reasonable assurance that reliable financial information is produced.


The Board of Education is responsible for ensuring that management fulfils its responsibilities for financial reporting and internal control and for approving the financial information included in the Statement of Financial Information.

The external auditors, BDO Dunwoody Canada LLP, conduct an independent examination, in accordance with generally accepted auditing standards, and express their opinion on the financial statements as required by the *School Act*. Their examination does not relate to the other schedules of financial information required by the *Financial Information Act*. Their examination includes a review and evaluation of the board's system of internal control and appropriate tests and procedures to provide reasonable assurance that the financial statements are presented fairly.

On behalf of School District



Mike Hooker, Superintendent of Schools
Date: December 4, 2020



Bruce Tisdale, Secretary Treasurer
Date: December 4, 2020

Audited Financial Statements of

School District No. 19 (Revelstoke)

And Independent Auditors' Report thereon

June 30, 2020

School District No. 19 (Revelstoke)

June 30, 2020

Table of Contents

Management Report	1
Independent Auditors' Report	2-3
Statement of Financial Position - Statement 1	4
Statement of Operations - Statement 2	5
Statement of Changes in Net Debt - Statement 4	6
Statement of Cash Flows - Statement 5	7
Notes to the Financial Statements	8-26
Schedule of Changes in Accumulated Surplus (Deficit) by Fund - Schedule 1 (Unaudited)	27
Schedule of Operating Operations - Schedule 2 (Unaudited)	28
Schedule 2A - Schedule of Operating Revenue by Source (Unaudited)	29
Schedule 2B - Schedule of Operating Expense by Object (Unaudited)	30
Schedule 2C - Operating Expense by Function, Program and Object (Unaudited)	31
Schedule of Special Purpose Operations - Schedule 3 (Unaudited)	33
Schedule 3A - Changes in Special Purpose Funds and Expense by Object (Unaudited)	34
Schedule of Capital Operations - Schedule 4 (Unaudited)	36
Schedule 4A - Tangible Capital Assets (Unaudited)	37
Schedule 4C - Deferred Capital Revenue (Unaudited)	38
Schedule 4D - Changes in Unspent Deferred Capital Revenue (Unaudited)	39

School District No. 19 (Revelstoke)

MANAGEMENT REPORT

Version: 6636-3500-1518

Management's Responsibility for the Financial Statements.

The accompanying financial statements of School District No. 19 (Revelstoke) have been prepared by management in accordance with the accounting requirements of Section 23.1 of the Budget Transparency and Accountability Act of British Columbia, supplemented by Regulations 257/2010 and 198/2011 issued by the Province of British Columbia Treasury Board, and the integrity and objectivity of these statements are management's responsibility. Management is also responsible for all of the notes to the financial statements and schedules, and for ensuring that this information is consistent, where appropriate, with the information contained in the financial statements.


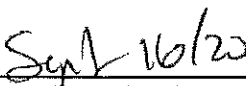

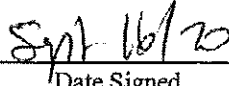

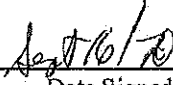
The preparation of financial statements necessarily involves the use of estimates based on management's judgment particularly when transactions affecting the current accounting period cannot be finalized with certainty until future periods.

Management is also responsible for implementing and maintaining a system of internal controls to provide reasonable assurance that assets are safeguarded, transactions are properly authorized and reliable financial information is produced.

The Board of Education of School District No. 19 (Revelstoke) (called the "Board") is responsible for ensuring that management fulfills its responsibilities for financial reporting and internal control and exercises these responsibilities through the Board. The Board reviews internal financial statements on a monthly basis and externally audited financial statements yearly.

The external auditors, BDO Canada LLP, conduct an independent examination, in accordance with Canadian generally accepted auditing standards, and express their opinion on the financial statements. The external auditors have full and free access to financial management of School District No. 19 (Revelstoke) and meet when required. The accompanying Independent Auditors' Report outlines their responsibilities, the scope of their examination and their opinion on the School District's financial statements.

On behalf of School District No. 19 (Revelstoke)

	
Signature of the Chairperson of the Board of Education	Date Signed
	
Signature of the Superintendent	Date Signed
	
Signature of the Secretary Treasurer	Date Signed

Independent Auditor's Report

To the Board of Trustees of
School District No. 19 (Revelstoke)

Opinion

We have audited the financial statements of School District No. 19 (Revelstoke) (the School District), which comprise the statement of financial position as at June 30, 2020, and the statements of operations, changes in net financial assets (debt), and cash flows for the year then ended, and notes to the financial statements, including a summary of significant accounting policies.

In our opinion, the accompanying financial statements of the School District as at and for the year ended June 30, 2020 are prepared, in all material respects, in accordance with the accounting requirements of Section 23.1 of the Budget Transparency and Accountability Act of the Province of British Columbia (the Act).

Basis for Opinion

We conducted our audit in accordance with Canadian generally accepted auditing standards. Our responsibilities under those standards are further described in the *Auditor's Responsibilities for the Audit of the Financial Statements* section of our report. We are independent of the School District in accordance with the ethical requirements that are relevant to our audit of the financial statements in Canada and we have fulfilled our other ethical responsibilities in accordance with these requirements. We believe that the audit evidence we have obtained is sufficient and appropriate to provide a basis for our opinion.

Emphasis of Matter - Basis of Accounting

We draw attention to Note 2 to the financial statements which describes the basis of accounting. The financial statements are prepared in order for the School District to meet the reporting requirements of the Act referred to above. Note 2 to the Financial Statements discloses the impact of these differences between such basis of accounting and Canadian public sector accounting standards. Our opinion is not modified in respect of this matter.

Other Matters

We draw attention to the fact that the supplementary information included in Schedule 1 to 4 does not form part of the financial statements. We have not audited or reviewed this supplementary information and, accordingly, we do not express an opinion, a review conclusion or any other form of assurance on this supplementary information.

Responsibilities of Management and Those Charged with Governance for the Financial Statements

Management is responsible for the preparation of the financial statements in accordance with the Act, and for such internal control as management determines is necessary to enable the preparation of financial statements that are free from material misstatement whether due to fraud or error.

In preparing the financial statements, management is responsible for assessing the School District's ability to continue as a going concern, disclosing, as applicable, matters related to going concern and using the going concern basis of accounting unless management either intends to liquidate the School District, or to cease operations, or has no realistic alternative but to do so.



Those charged with governance are responsible for overseeing the School District's financial reporting process.

Auditor's Responsibilities for the Audit of the Financial Statements

Our objectives are to obtain reasonable assurance about whether the financial statements as a whole are free from material misstatement whether due to fraud or error, and to issue an auditor's report that includes our opinion. Reasonable assurance is a high level of assurance, but is not a guarantee that an audit conducted in accordance with Canadian generally accepted auditing standards will always detect a material misstatement when it exists. Misstatements can arise from fraud or error and are considered material if, individually or in the aggregate, they could reasonably be expected to influence the economic decisions of users taken on the basis of these financial statements.

As part of an audit in accordance with Canadian generally accepted auditing standards, we exercise professional judgment and maintain professional skepticism throughout the audit. We also:

- Identify and assess the risks of material misstatement of the financial statements whether due to fraud or error, design and perform audit procedures responsive to those risks, and obtain audit evidence that is sufficient and appropriate to provide a basis for our opinion. The risk of not detecting a material misstatement resulting from fraud is higher than for one resulting from error as fraud may involve collusion, forgery, intentional omissions, misrepresentations, or the override of internal control.
- Obtain an understanding of internal control relevant to the audit in order to design audit procedures that are appropriate in the circumstances. But not for the purpose of expressing an opinion on the effectiveness of the School District's internal control.
- Evaluate the appropriateness of accounting policies used and the reasonableness of accounting estimates and related disclosures made by management.
- Conclude on the appropriateness of management's use of the going concern basis of accounting and, based on the audit evidence obtained, whether a material uncertainty exists related to events or conditions that may cast significant doubt on the School District's ability to continue as a going concern. If we conclude that a material uncertainty exists, we are required to draw attention in our auditor's report to the related disclosures in the financial statements or, if such disclosures are inadequate, to modify our opinion. Our conclusions are based on the audit evidence obtained up to the date of our auditor's report. However future events or conditions may cause the School District to cease to continue as a going concern.
- Obtain sufficient appropriate audit evidence regarding the financial information of the entities or business activities within the School District to express an opinion on the financial statements. We are responsible for the direction, supervision and performance of the School District audit. We remain solely responsible for our audit opinion.

We communicate with those charged with governance regarding, among other matters, the planned scope and timing of the audit and significant audit findings, including any significant deficiencies in internal control that we identify during our audit.

BDO Canada LLP

Chartered Professional Accountants

Revelstoke, British Columbia
September 16, 2020

School District No. 19 (Revelstoke)

Statement 1

Statement of Financial Position
As at June 30, 2020

	2020 Actual \$	2019 Actual \$
Financial Assets		
Cash and Cash Equivalents	4,817,201	3,316,314
Accounts Receivable		
Other	234,832	196,906
Portfolio Investments	600,000	600,000
Total Financial Assets	<u>5,652,033</u>	<u>4,113,220</u>
Liabilities		
Accounts Payable and Accrued Liabilities		
Other	900,121	765,557
Unearned Revenue	32,996	38,500
Deferred Revenue	110,927	51,454
Deferred Capital Revenue	54,772,584	56,485,604
Employee Future Benefits	367,499	361,399
Total Liabilities	<u>56,184,127</u>	<u>57,702,514</u>
Net Debt	<u>(50,532,094)</u>	<u>(53,589,294)</u>
Non-Financial Assets		
Tangible Capital Assets	<u>57,736,577</u>	<u>59,524,091</u>
Total Non-Financial Assets	<u>57,736,577</u>	<u>59,524,091</u>
Accumulated Surplus (Deficit)	<u>7,204,483</u>	<u>5,934,797</u>

Approved by the Board

	Sept 16/20
Signature of the Chairperson of the Board of Education	Date Signed
	Sept 16/20
Signature of the Superintendent	Date Signed
	Sept 16/20
Signature of the Secretary Treasurer	Date Signed

School District No. 19 (Revelstoke)

Statement of Operations
Year Ended June 30, 2020

	2020 Budget	2020 Actual	2019 Actual
	\$	\$	\$
Revenues			
Provincial Grants			
Ministry of Education	12,921,328	12,824,222	12,347,230
Other	45,500	115,109	108,923
Tuition	170,000	173,010	174,464
Other Revenue	404,979	396,995	448,781
Rentals and Leases	333,488	333,026	324,751
Investment Income	45,000	59,518	42,204
Gain (Loss) on Disposal of Tangible Capital Assets		1,092,983	931,828
Amortization of Deferred Capital Revenue	1,968,717	1,968,977	1,945,352
Total Revenue	<u>15,889,012</u>	<u>16,963,840</u>	<u>16,323,533</u>
Expenses			
Instruction	11,252,333	11,081,240	10,562,841
District Administration	767,919	765,408	778,355
Operations and Maintenance	3,806,436	3,560,664	3,413,040
Transportation and Housing	363,049	286,842	290,923
Total Expense	<u>16,189,737</u>	<u>15,694,154</u>	<u>15,045,159</u>
Surplus (Deficit) for the year	<u>(300,725)</u>	<u>1,269,686</u>	<u>1,278,374</u>
Accumulated Surplus (Deficit) from Operations, beginning of year		5,934,797	4,656,423
Accumulated Surplus (Deficit) from Operations, end of year		<u>7,204,483</u>	<u>5,934,797</u>

School District No. 19 (Revelstoke)

Statement of Changes in Net Debt
Year Ended June 30, 2020

	2020 Budget	2020 Actual	2019 Actual
	\$	\$	\$
Surplus (Deficit) for the year	<u>(300,725)</u>	<u>1,269,686</u>	<u>1,278,374</u>
Effect of change in Tangible Capital Assets			
Acquisition of Tangible Capital Assets	(1,090,000)	(786,782)	(1,008,261)
Amortization of Tangible Capital Assets	2,098,685	2,098,686	2,056,304
Net carrying value of Tangible Capital Assets disposed of		475,610	533,172
Total Effect of change in Tangible Capital Assets	<u>1,008,685</u>	<u>1,787,514</u>	<u>1,581,215</u>
Use of Prepaid Expenses			5,202
Total Effect of change in Other Non-Financial Assets	<u>-</u>	<u>-</u>	<u>5,202</u>
(Increase) Decrease in Net Debt, before Net Remeasurement Gains (Losses)	<u>707,960</u>	<u>3,057,200</u>	<u>2,864,791</u>
Net Remeasurement Gains (Losses)			
(Increase) Decrease in Net Debt		<u>3,057,200</u>	<u>2,864,791</u>
Net Debt, beginning of year		<u>(53,589,294)</u>	<u>(56,454,085)</u>
Net Debt, end of year		<u>(50,532,094)</u>	<u>(53,589,294)</u>

School District No. 19 (Revelstoke)

Statement of Cash Flows
Year Ended June 30, 2020

	2020 Actual	2019 Actual
	\$	\$
Operating Transactions		
Surplus (Deficit) for the year	1,269,686	1,278,374
Changes in Non-Cash Working Capital		
Decrease (Increase)		
Accounts Receivable	(37,926)	(619)
Prepaid Expenses	-	5,202
Increase (Decrease)		
Accounts Payable and Accrued Liabilities	134,565	(82,120)
Unearned Revenue	(5,504)	37,230
Deferred Revenue	59,473	(26,317)
Employee Future Benefits	6,100	23,108
Loss (Gain) on Disposal of Tangible Capital Assets	(1,092,983)	(931,828)
Amortization of Tangible Capital Assets	2,098,686	2,056,304
Amortization of Deferred Capital Revenue	(1,968,977)	(1,945,352)
Total Operating Transactions	<u>463,120</u>	<u>413,982</u>
Capital Transactions		
Tangible Capital Assets Purchased	(786,782)	(1,008,261)
District Portion of Proceeds on Disposal	1,568,592	1,465,000
Total Capital Transactions	<u>781,810</u>	<u>456,739</u>
Financing Transactions		
Capital Revenue Received	255,957	921,585
Total Financing Transactions	<u>255,957</u>	<u>921,585</u>
Investing Transactions		
Investments in Portfolio Investments	-	(600,000)
Total Investing Transactions	<u>-</u>	<u>(600,000)</u>
Net Increase (Decrease) in Cash and Cash Equivalents	<u>1,500,887</u>	<u>1,192,306</u>
Cash and Cash Equivalents, beginning of year	<u>3,316,314</u>	<u>2,124,008</u>
Cash and Cash Equivalents, end of year	<u>4,817,201</u>	<u>3,316,314</u>
Cash and Cash Equivalents, end of year, is made up of:		
Cash Equivalents	4,817,201	3,316,314
	<u>4,817,201</u>	<u>3,316,314</u>

SCHOOL DISTRICT NO 19 (REVELSTOKE)
NOTES TO FINANCIAL STATEMENTS
YEAR ENDED JUNE 30, 2020

NOTE 1 AUTHORITY AND PURPOSE

The School District, established on April 12, 1946, operates under authority of the *School Act* of British Columbia as a corporation under the name of "The Board of Education of School District No. 19 (Revelstoke)", and operates as "School District No. 19 (Revelstoke)." A board of education ("Board") elected for a four-year term governs the School District. The School District provides educational programs to students enrolled in schools in the district, and is principally funded by the Province of British Columbia through the Ministry of Education. School District No. 19 (Revelstoke) is exempt from federal and provincial corporate income taxes.

The COVID-19 outbreak was declared a pandemic by the World Health Organization in March 2020 and has had a significant financial, market and social dislocating impact worldwide. Under direction of the Provincial Health Officer, all schools suspended in-class instruction in March 2020 and the District remained open to continue to support students and families in a variety of ways. Parents were given the choice to send their children back to school on a gradual and part-time basis beginning June 1 with new health and safety guidelines. The ongoing impact of the pandemic presents uncertainty over future cash flows, may have a significant impact on future operations including decreases in revenue, impairment of receivables, reduction in investment income and delays in completing capital project work. As the situation is dynamic and the ultimate duration and magnitude of the impact are not known, an estimate of the future financial effect on the District is not practicable at this time.

NOTE 2 SUMMARY OF SIGNIFICANT ACCOUNTING POLICIES

a) Basis of Accounting

These financial statements have been prepared in accordance with Section 23.1 of the Budget Transparency and Accountability Act of the Province of British Columbia. This Section requires that the financial statements be prepared in accordance with Canadian public sector accounting standards except in regard to the accounting for government transfers as set out in Notes 2(f) and 2(l).

In November 2011, Treasury Board provided a directive through Restricted Contributions Regulation 198/2011 providing direction for the reporting of restricted contributions whether they are received or receivable by the School District before or after this regulation was in effect.

As noted in Notes 2(f) and 2(l), Section 23.1 of the Budget Transparency and Accountability Act and its related regulations require the School District to recognize government transfers for the acquisition of capital assets into revenue on the same basis as the related amortization expense.

SCHOOL DISTRICT NO 19 (REVELSTOKE)
NOTES TO FINANCIAL STATEMENTS
YEAR ENDED JUNE 30, 2020

NOTE 2 SUMMARY OF SIGNIFICANT ACCOUNTING POLICIES (Continued)

a) Basis of Accounting (Continued)

As these transfers do not contain stipulations that create a liability, Canadian public sector accounting standards would require that:

- government transfers, which do not contain a stipulation that creates a liability, be recognized as revenue by the recipient when approved by the transferor and the eligibility criteria have been met in accordance with public sector accounting standard PS3410; and
- externally restricted contributions be recognized as revenue in the period in which the resources are used for the purpose or purposes specified in accordance with public sector accounting standard PS3100.

The impact of this difference on the financial statements of the School District is as follows:

Year-ended June 30, 2019 – decrease in annual surplus by \$1,049,395

June 30, 2019 – increase in accumulated surplus and decrease in deferred contributions by \$56,485,604

Year-ended June 30, 2020 – decrease in annual surplus by \$1,713,020

June 30, 2020 – increase in accumulated surplus and decrease in deferred contributions by \$54,772,584

b) Cash and Cash Equivalents

Cash and cash equivalents cash on deposit with the Revelstoke Credit Union and the Ministry of Finance – Central Deposit Program that are readily convertible to known amounts of cash and that are subject to an insignificant risk of change in value.

c) Accounts Receivable

Accounts receivable are measured at amortized cost and shown net of allowance for doubtful accounts.

d) Portfolio Investments

The School District has investments in term deposits at the Revelstoke Credit Union. They have a maturity of greater than 3 months at the time of acquisition. Term deposits are reported at cost.

e) Unearned Revenue

Unearned revenue includes tuition fees received for courses to be delivered in future periods and receipt of proceeds for services or products to be delivered in a future period. Revenue will be recognized in that future period when the courses, services, or products are provided.

SCHOOL DISTRICT NO 19 (REVELSTOKE)
NOTES TO FINANCIAL STATEMENTS
YEAR ENDED JUNE 30, 2020

NOTE 2 SUMMARY OF SIGNIFICANT ACCOUNTING POLICIES (Continued)

f) Deferred Revenue and Deferred Capital Revenue

Deferred revenue includes contributions received with stipulations that meet the description of restricted contributions in the Restricted Contributions Regulation 198/2011 issued by Treasury Board. When restrictions are met, deferred revenue is recognized as revenue in the fiscal year in a manner consistent with the circumstances and evidence used to support the initial recognition of the contributions received as a liability as detailed in Note 2(l).

Funding received for the acquisition of depreciable tangible capital assets is recorded as deferred capital revenue and amortized over the life of the asset acquired as revenue in the statement of operations. This accounting treatment is not consistent with the requirements of Canadian public sector accounting standards which require that government transfers be recognized as revenue when approved by the transferor and eligibility criteria have been met unless the transfer contains a stipulation that creates a liability in which case the transfer is recognized as revenue over the period that the liability is extinguished. See Note 2(a) for the impact of this policy on these financial statements.

g) Employee Future Benefits

The School District provides certain post-employment benefits including vested and non-vested benefits for certain employees pursuant to certain contracts and union agreements. The School District accrues its obligations and related costs including both vested and non-vested benefits under employee future benefit plans. Benefits include vested sick leave, accumulating non-vested sick leave, early retirement, retirement/severance, vacation, overtime and death benefits. The benefits cost is actuarially determined using the projected unit credit method pro-rated on service and using management's best estimate of expected salary escalation, termination rates, retirement rates and mortality. The discount rate used to measure obligations is based on the cost of borrowing. The cumulative unrecognized actuarial gains and losses are amortized over the expected average remaining service lifetime of active employees covered under the plan.

The most recent valuation of the obligation was performed at March 31, 2019 and projected to March 31, 2022. The next valuation will be performed at March 31, 2022 for use at June 30, 2022. For the purposes of determining the financial position of the plans and the employee future benefit costs, a measurement date of March 31 was adopted for all periods subsequent to July 1, 2004.

The School district and its employees make contributions to the Teachers' Pension Plan and Municipal Pension Plan. The plans are multi-employer plans where assets and obligations are not separated. The costs are expensed as incurred.

SCHOOL DISTRICT NO 19 (REVELSTOKE)
NOTES TO FINANCIAL STATEMENTS
YEAR ENDED JUNE 30, 2020

NOTE 2 SUMMARY OF SIGNIFICANT ACCOUNTING POLICIES (Continued)

h) Asset Retirement Obligations

A liability is recognized when, as at the financial reporting date:

- (a) there is a legal obligation to incur retirement costs in relation to a tangible capital asset;
- (b) the past transaction or event giving rise to the liability has occurred;
- (c) it is expected that future economic benefits will be given up; and
- (d) a reasonable estimate of the amount can be made.

Liabilities are recognized for statutory, contractual or legal obligations associated with the retirement of tangible capital assets when those obligations result from the acquisition, construction, development or normal operation of the assets. The obligations are measured initially at fair value, determined using present value methodology, and the resulting costs capitalized into the carrying amount of the related tangible capital asset. In subsequent periods, the liability is adjusted for accretion and any changes in the amount or timing of the underlying future cash flows. The capitalized asset retirement cost is amortized on the same basis as the related asset and accretion expense is included in the Statement of Operations.

i) Tangible Capital Assets

The following criteria apply:

- Tangible capital assets acquired or constructed are recorded at cost which includes amounts that are directly related to the acquisition, design, construction, development, improvement or betterment of the assets. Cost also includes overhead directly attributable to construction as well as interest costs that are directly attributable to the acquisition or construction of the asset.
- Donated tangible capital assets are recorded at their fair market value on the date of donation, except in circumstances where fair value cannot be reasonably determined, which are then recognized at nominal value. Transfers of capital assets from related parties are recorded at carrying value.
- Work-in-progress is recorded as an acquisition to the applicable asset class at substantial completion.
- Tangible capital assets are written down to residual value when conditions indicate they no longer contribute to the ability of the School District to provide services or when the value of future economic benefits associated with the sites and buildings are less than their net book value. The write-downs are accounted for as expenses in the Statement of Operations.
- Buildings that are demolished or destroyed are written-off.
- Works of art, historic assets and other intangible assets are not recorded as assets in these financial statements.

SCHOOL DISTRICT NO 19 (REVELSTOKE)
NOTES TO FINANCIAL STATEMENTS
YEAR ENDED JUNE 30, 2020

NOTE 2 SUMMARY OF SIGNIFICANT ACCOUNTING POLICIES (Continued)

i) Tangible Capital Assets (Continued)

- The cost, less residual value, of tangible capital assets (excluding sites), is amortized on a straight-line basis over the estimated useful life of the asset. It is management's responsibility to determine the appropriate useful lives for tangible capital assets. These useful lives are reviewed on a regular basis or if significant events initiate the need to revise. Estimated useful life is as follows:

Buildings	40 years
Furniture & Equipment	10 years
Vehicles	10 years
Computer Software	5 years
Computer Hardware	5 years

j) Prepaid Expenses

Prepaid expenses are stated at acquisition cost and are charged to expense over the periods expected to benefit from it. There were no prepaid expenses for 2019/2020.

k) Funds and Reserves

Certain amounts, as approved by the Board are set aside in accumulated surplus for future operating and capital purposes. Transfers to and from funds and reserves are an adjustment to the respective fund when approved (see Note 15 – Interfund Transfers and Note 20 – Internally Restricted Surplus). Funds and reserves are disclosed on Schedules 2, 3 and 4.

l) Revenue Recognition

Revenues are recorded on an accrual basis in the period in which the transactions or events occurred that gave rise to the revenues, the amounts are considered to be collectible and can be reasonably estimated.

Contributions received or where eligibility criteria have been met are recognized as revenue except where the contribution meets the criteria for deferral as described below. Eligibility criteria are the criteria that the School District has to meet in order to receive the contributions including authorization by the transferring government.

SCHOOL DISTRICT NO 19 (REVELSTOKE)
NOTES TO FINANCIAL STATEMENTS
YEAR ENDED JUNE 30, 2020

NOTE 2 SUMMARY OF SIGNIFICANT ACCOUNTING POLICIES (Continued)

l) Revenue Recognition (Continued)

For contributions subject to a legislative or contractual stipulation or restriction as to their use, revenue is recognized as follows:

- Non-capital contributions for specific purposes are recorded as deferred revenue and recognized as revenue in the year related expenses are incurred,
- Contributions restricted for tangible capital assets acquisitions other than sites are recorded as deferred capital revenue and amortized over the useful life of the related assets.

The accounting treatment for restricted contributions is not consistent with the requirements of Canadian public sector accounting standards which require that government transfers be recognized as revenue when approved by the transferor and eligibility criteria have been met unless the transfer contains a stipulation that meets the criteria for liability recognition in which case the transfer is recognized as revenue over the period that the liability is extinguished. See Note 2(a) for the impact of this policy on these financial statements.

Revenue related to fees or services received in advance of the fee being earned or the service is performed is deferred and recognized when the fee is earned or service performed.

Investment income is reported in the period earned. When required by the funding party or related Act, investment income earned on deferred revenue is added to the deferred revenue balance.

m) Expenditures

Expenses are reported on an accrual basis. The cost of all goods consumed and services received during the year is expensed.

Categories of Salaries

- Principals and Vice-Principals employed under an administrative officer contract are categorized as Principals and Vice-Principals.
- Superintendents, Secretary-Treasurers, Trustees and other employees excluded from union contracts are categorized as Other Professionals.

SCHOOL DISTRICT NO 19 (REVELSTOKE)
NOTES TO FINANCIAL STATEMENTS
YEAR ENDED JUNE 30, 2020

NOTE 2 SUMMARY OF SIGNIFICANT ACCOUNTING POLICIES (Continued)

m) Expenditures (Continued)

Allocation of Costs

- Operating expenses are reported by function, program, and object. Whenever possible, expenditures are determined by actual identification. Additional costs pertaining to specific instructional programs, such as special and aboriginal education, are allocated to these programs. All other costs are allocated to related programs.
- Actual salaries of personnel assigned to two or more functions or programs are allocated based on the time spent in each function and program. School-based clerical salaries are allocated to school administration and partially to other programs to which they may be assigned. Principals and Vice-Principals salaries are allocated to school administration and may be partially allocated to other programs to recognize their other responsibilities.
- Employee benefits and allowances are allocated to the same programs, and in the same proportions, as the individual's salary.
- Supplies and services are allocated based on actual program identification.

n) Financial Instruments

A contract establishing a financial instrument creates, at its inception, rights and obligations to receive or deliver economic benefits. The financial assets and financial liabilities portray these rights and obligations in the financial statements. The School District recognizes a financial instrument when it becomes a party to a financial instrument contract.

Financial instruments consist of cash and cash equivalents, accounts receivable, portfolio investments, bank overdraft, accounts payable and accrued liabilities, long term debt and other liabilities.

Except for portfolio investments in equity instruments quoted in an active market that are recorded at fair value, all financial assets and liabilities are recorded at cost or amortized cost and the associated transaction costs are added to the carrying value of these investments upon initial recognition. Transaction costs are incremental costs directly attributable to the acquisition or issue of a financial asset or a financial liability.

Unrealized gains and losses from changes in the fair value of financial instruments are recognized in the statement of remeasurement gains and losses. Upon settlement, the cumulative gain or loss is reclassified from the statement of remeasurement gains and losses and recognized in the statement of operations. Interest and dividends attributable to financial instruments are reported in the Statement of Operations.

All financial assets except derivatives are tested annually for impairment. When financial assets are impaired, impairment losses are recorded in the statement of operations. A write-down of a portfolio investment to reflect a loss in value is not reversed for a subsequent increase in value.

SCHOOL DISTRICT NO 19 (REVELSTOKE)
NOTES TO FINANCIAL STATEMENTS
YEAR ENDED JUNE 30, 2020

NOTE 2 SUMMARY OF SIGNIFICANT ACCOUNTING POLICIES (Continued)

n) Financial Instruments (Continued)

For financial instruments measured using amortized cost, the effective interest rate method is used to determine interest revenue or expense.

o) Measurement Uncertainty

Preparation of financial statements in accordance with the basis of accounting described in Note 2(a) requires management to make estimates and assumptions that impact reported amounts of assets and liabilities at the date of the financial statements and revenues and expenses during the reporting periods. Significant areas requiring the use of management estimates relate to the potential impairment of assets, liabilities for contaminated sites, rates for amortization and estimated employee future benefits. Actual results could differ from those estimates.

p) Future Changes in Accounting Policies

PS 3280 Asset Retirement Obligations issued August 2018 establishes standards for recognition, measurement, presentation, and disclosure of legal obligations associated with the retirement of tangible capital assets and is effective July 1, 2021. A liability will be recognized when, as at the financial reporting date:

- (a) there is a legal obligation to incur retirement costs in relation to a tangible capital asset;
- (b) the past transaction or event giving rise to the liability has occurred;
- (c) it is expected that future economic benefits will be given up; and
- (d) a reasonable estimate of the amount can be made.

Liabilities are recognized for statutory, contractual or legal obligations associated with the retirement of tangible capital assets when those obligations result from the acquisition, construction, development or normal operation of the assets. The obligations are measured initially at fair value, determined using present value methodology, and the resulting costs capitalized into the carrying amount of the related tangible capital asset. In subsequent periods, the liability is adjusted for accretion and any changes in the amount or timing of the underlying future cash flows. The capitalized asset retirement cost is amortized on the same basis as the related asset and accretion expense is included in the Statement of Operations.

A modified retroactive application has been recommended by Government pending approval in the Fall of 2020. Management is in the process of assessing the impact of adopting this standard on the School District's financial results.

PS 3400 Revenue issued November 2018 establishes standards on how to account for and report on revenue. Specifically, it differentiates between revenue arising from transactions that include performance obligations, referred to as "exchange transactions", and transactions that do not have performance obligations, referred to as "non-exchange transactions".

**SCHOOL DISTRICT NO 19 (REVELSTOKE)
 NOTES TO FINANCIAL STATEMENTS
 YEAR ENDED JUNE 30, 2020**

NOTE 2 SUMMARY OF SIGNIFICANT ACCOUNTING POLICIES (Continued)

p) Future Changes in Accounting Policies (Continued)

Revenue from transactions with performance obligations should be recognized when (or as) the school district satisfies a performance obligation by providing the promised goods or services to a payor.

Revenue from transactions with no performance obligations should be recognized when a school district:

- (a) has the authority to claim or retain an inflow of economic resources; and
- (b) identifies a past transaction or event that gives rise to an asset.

This standard may be applied retroactively or prospectively. Management is in the process of assessing the impact of adopting this standard on the School District's financial results.

NOTE 3 ACCOUNTS RECEIVABLE – OTHER RECEIVABLES

	2020	2019
Due from Federal Government	\$ 37,081	\$ 46,162
Due from Other School Districts	122,743	150,744
Other	75,008	-
	\$ 234,832	\$ 196,906

NOTE 4 PORTFOLIO INVESTMENTS

	2020	2019
Investments in the cost and amortized cost category:		
Term deposits	\$ 600,000	\$ 600,000
	\$ 600,000	\$ 600,000

Term deposits earn interest rates of 2.5% and 4.0% annually, and have a maturity date of March 2021 and March 2022, respectively. Interest is receivable annually.

SCHOOL DISTRICT NO 19 (REVELSTOKE)
NOTES TO FINANCIAL STATEMENTS
YEAR ENDED JUNE 30, 2020

NOTE 5 ACCOUNTS PAYABLE AND ACCRUED LIABILITIES – OTHER

	2020	2019
Trade payables	\$ 449,645	\$ 243,317
Salaries and benefits payable	248,548	323,356
Accrued vacation pay	49,977	29,450
Capital Deficiency Accrual	151,951	169,434
	\$ 900,121	\$ 765,557

NOTE 6 UNEARNED REVENUE

	2020	2019
Balance, beginning of year	\$ 38,500	\$ 1,270
Changes for the year:		
Increase:		
Grants received in advance of projects	19,435	38,500
	19,435	38,500
Decrease:		
Expenditures from grants re: therapy and breakfast	24,939	1,270
Net changes for the year	(5,504)	37,230
Balance, end of year	\$ 32,996	\$ 38,500

NOTE 7 DEFERRED REVENUE

Deferred revenue includes unspent grants and contributions received that meet the description of a restricted contribution in the Restricted Contributions Regulation 198/2011 issued by Treasury Board, i.e., the stipulations associated with those grants and contributions have not yet been fulfilled. Detailed information about the changes in deferred revenue is included in Schedule 3A.

NOTE 8 DEFERRED CAPITAL REVENUE

Deferred capital revenue includes grants and contributions received that are restricted by the contributor for the acquisition of tangible capital assets that meet the description of a restricted contribution in the Restricted Contributions Regulation 198/2011 issued by Treasury Board. Once spent, the contributions are amortized into revenue over the life of the asset acquired. Detailed information about the changes in deferred capital revenue is included in Schedules 4C and 4D.

SCHOOL DISTRICT NO 19 (REVELSTOKE)
NOTES TO FINANCIAL STATEMENTS
YEAR ENDED JUNE 30, 2020

NOTE 9 EMPLOYEE FUTURE BENEFITS

Benefits include vested sick leave, accumulating non-vested sick leave, early retirement, retirement/severance, vacation, overtime and death benefits. Funding is provided when the benefits are paid and accordingly, there are no plan assets. Although no plan assets are uniquely identified, the School District has provided for the payment of these benefits.

	June 30, 2020	June 30, 2019
Reconciliation of Accrued Benefit Obligation		
Accrued Benefit Obligation – April 1	249,319	316,719
Service Cost	23,593	27,597
Interest Cost	6,440	9,093
Benefit Payments	-13,694	-9,246
Increase (Decrease) in obligation due to Plan Amendment	0	0
Actuarial (Gain) Loss	-12,011	-94,844
Accrued Benefit Obligation – March 31	253,647	249,319
Reconciliation of Funded Status at End of Fiscal Year		
Accrued Benefit Obligation - March 31	253,647	249,319
Market Value of Plan Assets - March 31	0	0
Funded Status - Surplus (Deficit)	-253,647	-249,319
Employer Contributions After Measurement Date	12,310	10,067
Benefits Expense After Measurement Date	-7,737	-7,508
Unamortized Net Actuarial (Gain) Loss	-118,425	-114,638
Accrued Benefit Asset (Liability) - June 30	-367,499	-361,398
Reconciliation of Change in Accrued Benefit Liability		
Accrued Benefit Liability (Asset) - July 1	361,398	338,290
Net Expense for Fiscal Year	22,038	35,835
Employer Contributions	-15,937	-12,727
Accrued Benefit Liability (Asset) - June 30	367,499	361,398
Components of Net Benefit Expense		
Service Cost	23,933	26,596
Interest Cost	6,329	8,430
Immediate Recognition of Plan Amendment	0	0
Amortization of Net Actuarial (Gain)/Loss	-8,224	809
Net Benefit Expense (Income)	22,038	35,835
Assumptions		
Discount Rate - April 1	2.50%	2.75%
Discount Rate - March 31	2.25%	2.50%
Long Term Salary Growth - April 1	2.50%	2.50% +seniority
Long Term Salary Growth - March 31	2.50%	2.50% +seniority
EARSL - March 31	10.5	10.5

**SCHOOL DISTRICT NO 19 (REVELSTOKE)
NOTES TO FINANCIAL STATEMENTS
YEAR ENDED JUNE 30, 2020**

NOTE 10 TANGIBLE CAPITAL ASSETS

Net Book Value:

	Net Book Value 2020	Net Book Value 2019
Sites	\$ 1,491,417	\$ 1,954,865
Buildings	55,313,810	56,332,755
Furniture & Equipment	444,762	513,613
Vehicles	300,445	374,559
Computer Hardware	186,143	148,299
Total	\$57,736,577	\$59,524,091

June 30, 2020

	Opening Cost	Additions	Disposals	Total 2020
Sites	\$ 1,954,865	\$ 12,162	(\$475,610)	\$ 1,491,417
Buildings	81,477,692	648,561	-	82,126,253
Furniture & Equipment	1,107,111	41,861	(16,218)	1,132,754
Vehicles	741,144	-	(292,429)	448,715
Computer Hardware	231,768	84,198	(40,540)	275,426
Total	\$85,512,580	\$786,782	\$(824,797)	\$85,474,565

	Opening Accumulated Amortization	Additions	Disposals	Total Accumulated Amortization
Buildings	24,944,937	\$1,867,506	\$ -	\$26,812,443
Furniture & Equipment	593,498	110,712	(16,218)	687,992
Vehicles	366,585	74,114	(292,429)	148,270
Computer Hardware	83,469	46,354	(40,540)	89,283
Total	\$25,988,489	\$2,098,686	\$(349,187)	\$27,737,988

June 30, 2019

	Opening Cost	Additions	Disposals	Total 2019
Sites	\$ 2,375,063	\$ 112,974	\$(533,172)	\$ 1,954,865
Buildings	80,849,815	627,877	-	81,477,692
Furniture & Equipment	959,030	148,081	-	1,107,111
Vehicles	672,596	68,548	-	741,144
Computer Hardware	180,987	50,781	-	231,768
Total	\$85,037,491	\$1,008,261	\$(533,172)	\$85,512,580

	Opening Accumulated Amortization	Additions	Disposals	Total Accumulated Amortization
Buildings	\$23,087,994	\$1,856,943	\$ -	\$24,944,937
Furniture & Equipment	497,593	95,905	-	593,498
Vehicles	299,325	67,260	-	366,585
Computer Hardware	47,273	36,196	-	83,469
Total	\$23,932,185	\$2,056,304	\$ -	\$25,988,489

SCHOOL DISTRICT NO 19 (REVELSTOKE)
NOTES TO FINANCIAL STATEMENTS
YEAR ENDED JUNE 30, 2020

NOTE 11 DISPOSAL OF SITES AND BUILDINGS

The former Big Eddy Elementary School building was demolished several years ago leaving a vacant lot. The Board undertook the subdivision process and worked through the various rezoning requirements in accordance with the process required by the City of Revelstoke.

The property was subdivided into seven separate lots to be put up for sale. A tender process was used to select a realtor and the lots were advertised with a specified date for offer submissions to be received. In consultation with the realtor, an upset price of \$205,000 was set for each lot.

A total of 25 offers were received with every offer exceeding the upset price. The highest offer for each lot was selected and that information was presented in an open board meeting to be reported on by the media. The total net proceeds for the sale of all seven lots was \$1,568,592.

The property was purchased for \$1,500 with Local Capital funds in 1954. The demolition and subdivision preparation costs totaled \$474,110 and were also funded through Local Capital.

Therefore, all proceeds were allocated to Local Capital as per ministry guidelines. The funds will be used to support the expansion of district schools as the enrolment continues to increase.

The district still retains ownership of most of the property on the former Mountain View Elementary School site. There are currently no plans to dispose of this property.

SCHOOL DISTRICT NO 19 (REVELSTOKE)
NOTES TO FINANCIAL STATEMENTS
YEAR ENDED JUNE 30, 2020

NOTE 14 RELATED PARTY TRANSACTIONS

The School District is related through common ownership to all Province of British Columbia ministries, agencies, school districts, health authorities, colleges, universities, and crown corporations. Transactions with these entities, unless disclosed separately, are considered to be in the normal course of operations and are recorded at the exchange amount.

NOTE 15 CONTRACTUAL OBLIGATIONS

As part of the reconstruction of its two largest schools, the School District entered into a multiple-year contractual agreement to purchase thermal energy from Revelstoke Community Energy Corporation in September 2010 for a term expiring in 2034. In the event that the School District decides to terminate this agreement, the School District would be required to pay any liabilities accrued up the date of termination. Estimated payments for the next five years and thereafter under the terms of the Agreement are as follows:

<u>Year</u>	<u>Amount</u>
2021	64,688
2022	65,981
2023	67,301
2024	68,647
2025	70,020
Thereafter	<u>505,552</u>
Total	\$ <u>842,189</u>

SCHOOL DISTRICT NO 19 (REVELSTOKE)
NOTES TO FINANCIAL STATEMENTS
YEAR ENDED JUNE 30, 2020

NOTE 16 BUDGET FIGURES

Budget figures included in the financial statements were approved by the Board through the adoption of an amended annual budget on February 26, 2020.

	Amended Budget February 2020	Original (Preliminary) Budget May 2019	Change
Revenue			
Provincial Grants			
Ministry of Education	\$12,921,328	\$12,801,740	\$119,588
Other	45,500	35,945	9,555
Tuition	170,000	145,000	25,000
Other Revenue	404,979	403,253	1,726
Rental and Leases	333,488	320,137	13,351
Investment Income	45,000	36,000	9,000
Amortization of Deferred Capital Revenue	1,968,717	1,940,262	28,455
Total Revenue	15,889,012	15,682,337	206,675
Expenses			
Instruction	11,252,333	11,089,805	162,528
District Administration	767,919	766,174	1,745
Operations and Maintenance	3,806,436	3,720,070	86,366
Transportation and Housing	363,049	360,299	2,750
Total Expense	16,189,737	15,936,348	253,389
Budget Net Surplus (Deficit), for the year	(300,725)	(254,011)	(46,714)
Budget allocation of Surplus	236,117	198,636	37,481
Budget Surplus (Deficit), for the year	\$(64,608)	\$(55,375)	\$(9,233)

NOTE 17 EXPENSE BY OBJECT

	2020	2019
Salaries and benefits	\$11,609,518	\$11,080,620
Services and supplies	1,985,950	1,908,235
Amortization	2,098,686	2,056,304
	\$ 15,694,154	\$ 15,045,159

**SCHOOL DISTRICT NO 19 (REVELSTOKE)
NOTES TO FINANCIAL STATEMENTS
YEAR ENDED JUNE 30, 2020**

NOTE 18 INTERNALLY RESTRICTED SURPLUS – OPERATING FUND

Internally Restricted Surplus by Board from Operating Fund:

	<u>2020</u>	<u>2019</u>
Literacy Planning	\$ 4,261	\$ 4,261
Therapies Grant	29,090	29,090
Farwell Building Reserve	140,056	121,789
Screen Smart	11,736	11,736
Additional Support for Community Links	27,701	27,701
Additional Support for Ready Set Learn	11,116	11,116
Additional Support for Strong Start	11,089	11,089
Additional Support for Mental Health programs	31,189	31,189
Scholarships and Bursaries	4,489	4,989
CPR Technology	23,025	23,025
School Generated Funds	167,624	179,766
Support for Education Plan	7,810	7,810
Professional Development – Per Contracts	131,560	120,906
Health and Wellness – Breakfast Program	36,800	36,800
Aboriginal Targeted Surplus	24,842	11,707
School and Department Surpluses	83,448	91,932
Vehicle Appropriation	<u>20,000</u>	<u>20,000</u>
Total of Internally Restricted Surplus	\$765,836	\$744,906
Unrestricted Operating Surplus	<u>782,649</u>	<u>634,968</u>
Total Accumulated Operating Surplus at Year End	<u>\$1,548,485</u>	<u>\$1,379,874</u>

NOTE 19 ECONOMIC DEPENDENCE

The operations of the School District are dependent on continued funding from the Ministry of Education and various governmental agencies to carry out its programs. These financial statements have been prepared on a going concern basis.

SCHOOL DISTRICT NO 19 (REVELSTOKE)
NOTES TO FINANCIAL STATEMENTS
YEAR ENDED JUNE 30, 2020

NOTE 20 RISK MANAGEMENT

The School District has exposure to the following risks from its use of financial instruments: credit risk, market risk and liquidity risk.

The Board ensures that the School District has identified its risks and ensures that management monitors and controls them.

a) Credit risk:

Credit risk is the risk of financial loss to an institution if a customer or counterparty to a financial instrument fails to meet its contractual obligations. Such risks arise principally from certain financial assets held consisting of cash, amounts receivable and investments.

The School District is exposed to credit risk in the event of non-performance by a debtor. This risk is mitigated as most amounts receivable are due from the Province and are collectible.

It is management's opinion that the School District is not exposed to significant credit risk associated with its cash deposits and investments as they are placed in recognized British Columbia institutions and the School District invests solely in guaranteed investment certificates.

b) Market risk:

Market risk is the risk that the fair value or future cash flows of a financial instrument will fluctuate because of changes in market prices. Market risk is comprised of currency risk and interest rate risk.

Currency risk is the risk that the fair value or future cash flows of a financial instrument will fluctuate because of changes in the foreign exchange rates. It is management's opinion that the School District is not exposed to significant currency risk, as amounts held, and purchases made in foreign currency are insignificant.

Interest rate risk is the risk that the fair value or future cash flows of a financial instrument will fluctuate because of changes in the market interest rates. The School District is exposed to interest rate risk through its investments. It is management's opinion that the School District is not exposed to significant interest rate risk as they invest solely in term deposits that have a maturity date of no more than 3 years.

c) Liquidity risk

Liquidity risk is the risk that the School District will not be able to meet its financial obligations as they become due.

The School District manages liquidity risk by continually monitoring actual and forecasted cash flows from operations and anticipated investing activities to ensure, as far as possible, that it will always have sufficient liquidity to meet its liabilities when due, under both normal and stressed conditions, without incurring unacceptable losses or risking damage to the School District's reputation.

SCHOOL DISTRICT NO 19 (REVELSTOKE)
NOTES TO FINANCIAL STATEMENTS
YEAR ENDED JUNE 30, 2020

NOTE 20 RISK MANAGEMENT (Continued)

Risk Management and insurance services for all School Districts in British Columbia are provided by the Risk Management Branch of the Ministry of Finance. There have been no changes to risk exposure from 2019 related to credit, market or liquidity risks.

School District No. 19 (Revelstoke)
 Schedule of Changes in Accumulated Surplus (Deficit) by Fund
 Year Ended June 30, 2020

	Operating Fund	Special Purpose Fund	Capital Fund	2020 Actual	2019 Actual
	\$	\$	\$	\$	\$
Accumulated Surplus (Deficit), beginning of year	1,379,874		4,554,923	5,934,797	4,656,423
Changes for the year					
Surplus (Deficit) for the year	296,412		973,274	1,269,686	1,278,374
Interfund Transfers	(102,801)		102,801	-	
Tangible Capital Assets Purchased	(25,000)		25,000	-	
Local Capital	168,611	-	1,101,075	1,269,686	1,278,374
Net Changes for the year	1,548,485	-	5,655,998	7,204,483	5,934,797
Accumulated Surplus (Deficit), end of year - Statement 2					

School District No. 19 (Revelstoke)

Schedule 2 (Unaudited)

Schedule of Operating Operations
Year Ended June 30, 2020

	2020 Budget	2020 Actual	2019 Actual
	\$	\$	\$
Revenues			
Provincial Grants			
Ministry of Education	11,864,251	12,033,958	11,524,098
Other	45,500	115,109	108,923
Tuition	170,000	173,010	174,464
Other Revenue	404,979	396,995	448,781
Rentals and Leases	333,488	333,026	324,751
Investment Income	45,000	49,518	42,204
Total Revenue	<u>12,863,218</u>	<u>13,101,616</u>	<u>12,623,221</u>
Expenses			
Instruction	10,519,657	10,390,335	9,837,366
District Administration	733,118	733,491	768,279
Operations and Maintenance	1,492,625	1,468,650	1,336,415
Transportation and Housing	288,935	212,728	223,663
Total Expense	<u>13,034,335</u>	<u>12,805,204</u>	<u>12,165,723</u>
Operating Surplus (Deficit) for the year	<u>(171,117)</u>	<u>296,412</u>	<u>457,498</u>
Budgeted Appropriation (Retirement) of Surplus (Deficit)	<u>236,117</u>		
Net Transfers (to) from other funds			
Tangible Capital Assets Purchased	(40,000)	(102,801)	(139,329)
Local Capital	(25,000)	(25,000)	(25,000)
Total Net Transfers	<u>(65,000)</u>	<u>(127,801)</u>	<u>(164,329)</u>
Total Operating Surplus (Deficit), for the year	<u>-</u>	<u>168,611</u>	<u>293,169</u>
Operating Surplus (Deficit), beginning of year		1,379,874	1,086,705
Operating Surplus (Deficit), end of year		<u>1,548,485</u>	<u>1,379,874</u>
Operating Surplus (Deficit), end of year			
Internally Restricted		765,836	744,906
Unrestricted		782,649	634,968
Total Operating Surplus (Deficit), end of year		<u>1,548,485</u>	<u>1,379,874</u>

School District No. 19 (Revelstoke)

Schedule 2A (Unaudited)

Schedule of Operating Revenue by Source
Year Ended June 30, 2020

	2020 Budget	2020 Actual	2019 Actual
	\$	\$	\$
Provincial Grants - Ministry of Education			
Operating Grant, Ministry of Education	11,556,509	11,596,909	11,282,018
Other Ministry of Education Grants			
Pay Equity	101,498	101,498	101,498
Transportation Supplement	49,847	49,847	49,847
Economic Stability Dividend			11,836
Carbon Tax Grant	8,500	8,037	8,037
Employer Health Tax Grant	94,670	94,670	28,768
Strategic Priorities - Mental Health Grant			37,000
Support Staff Benefits Grant	4,836	4,836	
Support Staff Wage Increase Funding	42,979	42,979	
Teachers' Labour Settlement Funding		129,770	
Provincial Assessment	4,094	4,094	4,094
MyEDBE Travel Grant			1,000
Early Learning Framework	1,318	1,318	
Total Provincial Grants - Ministry of Education	11,864,251	12,033,958	11,524,098
Provincial Grants - Other	45,500	115,109	108,923
Tuition			
International and Out of Province Students	170,000	173,010	174,464
Total Tuition	170,000	173,010	174,464
Other Revenues			
Other School District/Education Authorities	47,726	47,726	46,660
Miscellaneous			
Miscellaneous	11,900	12,138	14,237
ArtStarts Program	7,000	5,400	7,000
School Generated Funds	320,000	322,591	329,004
Breakfast Program	-	9,140	51,880
Interior Health	18,353		
Total Other Revenue	404,979	396,995	448,781
Rentals and Leases	333,488	333,026	324,751
Investment Income	45,000	49,518	42,204
Total Operating Revenue	12,863,218	13,101,616	12,623,221

School District No. 19 (Revelstoke)

Schedule 2B (Unaudited)

Schedule of Operating Expense by Object
Year Ended June 30, 2020

	2020 Budget	2020 Actual	2019 Actual
	\$	\$	\$
Salaries			
Teachers	5,343,603	5,431,082	4,996,363
Principals and Vice Principals	869,153	864,339	847,929
Educational Assistants	830,243	770,323	690,505
Support Staff	1,042,226	961,702	999,525
Other Professionals	576,949	589,412	575,206
Substitutes	324,826	239,709	296,327
Total Salaries	8,987,000	8,856,567	8,405,855
Employee Benefits	2,144,789	2,084,421	1,964,217
Total Salaries and Benefits	11,131,789	10,940,988	10,370,072
Services and Supplies			
Services	454,697	564,910	482,657
Student Transportation	33,460	32,318	20,522
Professional Development and Travel	160,913	115,698	168,658
Rentals and Leases	700	397	1,512
Dues and Fees	48,452	55,101	26,547
Insurance	63,458	52,696	44,104
Supplies	733,626	669,120	687,234
Utilities	407,240	373,976	364,417
Total Services and Supplies	1,902,546	1,864,216	1,795,651
Total Operating Expense	13,034,335	12,805,204	12,165,723

School District No. 19 (Revelstoke)
 Operating Expense by Function, Program and Object
 Year Ended June 30, 2020

Schedule 2C (Unaudited)

	Teachers Salaries	Principals and Vice Principals Salaries	Educational Assistants Salaries	Support Staff Salaries	Other Professionals Salaries	Substitutes Salaries	Total Salaries
	\$	\$	\$	\$	\$	\$	\$
1 Instruction							
1.02 Regular Instruction	3,928,569	208,530		91,479		138,061	4,366,639
1.03 Career Programs	117,055						117,055
1.07 Library Services	184,988	16,888		62,773		1,395	266,044
1.08 Counselling	241,127			4,126			245,253
1.10 Special Education	866,971	134,957	770,323	15,723	92,394	28,205	1,908,573
1.30 English Language Learning	56,899						56,899
1.31 Indigenous Education	35,473	20,233		44,453	6,655		106,814
1.41 School Administration		465,190		159,582		916	625,688
Total Function 1	5,431,082	845,798	770,323	378,136	99,049	168,577	7,692,965
4 District Administration							
4.11 Educational Administration				6,940	126,124		133,064
4.40 School District Governance					71,509		71,509
4.41 Business Administration				96,220	150,617	626	247,463
Total Function 4	-	-	-	103,160	348,250	626	452,036
5 Operations and Maintenance							
5.41 Operations and Maintenance Administration		18,541		5,940	102,777		127,258
5.50 Maintenance Operations				376,969		42,275	419,244
5.52 Maintenance of Grounds				35,174		15,513	50,687
5.56 Utilities							-
Total Function 5	-	18,541	-	418,083	102,777	57,788	597,189
7 Transportation and Housing							
7.41 Transportation and Housing Administration					39,336		39,336
7.70 Student Transportation				62,323		12,718	75,041
Total Function 7	-	-	-	62,323	39,336	12,718	114,377
9 Debt Services							
Total Function 9	-	-	-	-	-	-	-
Total Functions 1 - 9	5,431,082	864,339	770,323	961,702	589,412	239,709	8,856,567

School District No. 19 (Revelstoke)
 Operating Expense by Function, Program and Object
 Year Ended June 30, 2020

Schedule 2C (Unaudited)

	Total Salaries	Employee Benefits	Total Salaries and Benefits	Services and Supplies	2020 Actual	2020 Budget	2019 Actual
	\$	\$	\$	\$	\$	\$	\$
1 Instruction							
1.02 Regular Instruction	4,366,639	1,029,798	5,396,437	681,201	6,077,638	5,933,335	5,672,618
1.03 Career Programs	117,055	27,932	144,987	49,337	194,324	268,136	173,515
1.07 Library Services	266,044	65,127	331,171	15,929	347,100	412,339	336,890
1.08 Counselling	245,253	52,865	298,118	298,118	298,118	292,099	281,687
1.10 Special Education	1,908,573	468,712	2,377,285	49,578	2,426,863	2,540,621	2,378,073
1.30 English Language Learning	56,899	12,770	69,669	679	70,348	70,354	37,659
1.31 Indigenous Education	106,814	24,547	131,361	6,197	137,558	156,703	144,423
1.41 School Administration	625,688	145,636	771,324	67,062	838,386	846,070	812,501
Total Function 1	7,692,965	1,827,387	9,520,352	869,983	10,390,335	10,519,657	9,837,366
4 District Administration							
4.11 Educational Administration	133,064	36,029	169,093	18,692	187,785	223,091	220,765
4.40 School District Governance	71,509	6,167	77,676	30,442	108,118	114,135	122,903
4.41 Business Administration	247,463	39,333	286,796	150,792	437,588	395,892	424,611
Total Function 4	452,036	81,529	533,565	199,926	733,491	733,118	768,279
5 Operations and Maintenance							
5.41 Operations and Maintenance Administration	127,258	22,965	150,223	32,279	182,502	202,880	180,677
5.50 Maintenance Operations	419,244	113,008	532,252	234,121	766,373	749,639	695,936
5.52 Maintenance of Grounds	50,687	10,185	60,872	84,924	145,796	132,866	95,385
5.56 Utilities	-	-	-	373,979	373,979	407,240	364,417
Total Function 5	597,189	146,158	743,347	725,303	1,468,650	1,492,625	1,336,415
7 Transportation and Housing							
7.41 Transportation and Housing Administration	39,336	6,047	45,383	250	45,633	47,019	47,855
7.70 Student Transportation	75,041	23,300	98,341	68,754	167,095	241,916	175,808
Total Function 7	114,377	29,347	143,724	69,004	212,728	288,935	223,663
9 Debt Services							
Total Function 9	-	-	-	-	-	-	-
Total Functions 1 - 9	8,856,567	2,084,421	10,940,988	1,864,216	12,805,204	13,034,335	12,165,723

School District No. 19 (Revelstoke)

Schedule 3 (Unaudited)

Schedule of Special Purpose Operations

Year Ended June 30, 2020

	2020 Budget	2020 Actual	2019 Actual
	\$	\$	\$
Revenues			
Provincial Grants			
Ministry of Education	851,120	790,264	823,132
Total Revenue	<u>851,120</u>	<u>790,264</u>	<u>823,132</u>
Expenses			
Instruction	732,676	690,905	725,475
District Administration	34,801	31,917	10,076
Operations and Maintenance	83,643	67,442	87,581
Total Expense	<u>851,120</u>	<u>790,264</u>	<u>823,132</u>
Special Purpose Surplus (Deficit) for the year	<u>-</u>	<u>-</u>	<u>-</u>
Total Special Purpose Surplus (Deficit) for the year	<u>-</u>	<u>-</u>	<u>-</u>
Special Purpose Surplus (Deficit), beginning of year			
Special Purpose Surplus (Deficit), end of year		<u>-</u>	<u>-</u>

School District No. 19 (Revelstoke)

Changes in Special Purpose Funds and Expense by Object
Year Ended June 30, 2020

	Annual Facility Grant	Learning Improvement Fund	Strong Start	Ready, Set, Learn		OLEP	CommunityLINK	Classroom Enhancement Fund - Overhead		Classroom Enhancement Fund - Staffing		Classroom Enhancement Fund - Remedies
				Learn	Set			Fund	Fund	Fund	Fund	
	\$	\$	\$	\$	\$	\$	\$	\$	\$	\$	\$	\$
Deferred Revenue, beginning of year	42,458											
Add: Restricted Grants												
Provincial Grants - Ministry of Education	65,368	43,763	32,158	7,447	8,669	93,803	74,863	477,388	477,388	1,656		
	65,368	43,763	32,158	7,447	8,669	93,803	74,863	477,388	477,388	1,656		
Less: Allocated to Revenue	67,442	43,763	21,730	5,012	8,669	68,403	74,863	477,388	477,388	1,656		
Deferred Revenue, end of year	40,384	-	10,428	2,435	-	25,400	-	-	-	-	-	-
Revenues	67,442	43,763	21,730	5,012	8,669	68,403	74,863	477,388	477,388	1,656		
Provincial Grants - Ministry of Education	67,442	43,763	21,730	5,012	8,669	68,403	74,863	477,388	477,388	1,656		
Expenses												
Salaries												
Teachers					5,125	12,118	10,560	386,438	386,438	1,656		
Principals and Vice Principals												
Educational Assistants		35,373	15,147			29,451						
Support Staff							9,785					
Other Professionals							25,652					
Substitutes							18,179	11,910	11,910			
Employee Benefits		35,373	15,147		5,125	41,569	64,176	398,348	398,348	1,656		
Services and Supplies	67,442	8,390	4,912	1,026	1,026	9,346	4,422	79,040	79,040			
	67,442	43,763	21,730	5,012	2,518	17,488	6,265					
	67,442	43,763	21,730	5,012	8,669	68,403	74,863	477,388	477,388	1,656		
Net Revenue (Expense) before Interfund Transfers	-	-	-	-	-	-	-	-	-	-	-	-
Interfund Transfers	-	-	-	-	-	-	-	-	-	-	-	-
Net Revenue (Expense)	-	-	-	-	-	-	-	-	-	-	-	-

School District No. 19 (Revelstoke)

Changes in Special Purpose Funds and Expense by Object
Year Ended June 30, 2020

	Mental Health in Schools	Changing Results for Young Children	Early Learning	TOTAL
	\$	\$	\$	\$
Deferred Revenue, beginning of year			8,996	51,454
Add: Restricted Grants				
Provincial Grants - Ministry of Education	32,500	12,122	-	849,737
	32,500	12,122	-	849,737
Less: Allocated to Revenue	18,709	2,629	-	790,264
Deferred Revenue, end of year	<u>13,791</u>	<u>9,493</u>	<u>8,996</u>	<u>110,927</u>
Revenues				
Provincial Grants - Ministry of Education	18,709	2,629	-	790,264
	18,709	2,629	-	790,264
Expenses				
Salaries				
Teachers				405,337
Principals and Vice Principals				10,560
Educational Assistants				64,824
Support Staff				24,932
Other Professionals				25,652
Substitutes				30,089
Employee Benefits				561,394
Services and Supplies	18,709	2,629		107,136
	18,709	2,629		121,734
				790,264
Net Revenue (Expense) before Interfund Transfers	-	-	-	-
Interfund Transfers	-	-	-	-
Net Revenue (Expense)	-	-	-	-

School District No. 19 (Revelstoke)

Schedule 4 (Unaudited)

Schedule of Capital Operations

Year Ended June 30, 2020

	2020 Budget	2020 Actual			2019 Actual
		Invested in Tangible Capital Assets	Local Capital	Fund Balance	
	\$	\$	\$	\$	\$
Revenues					
Provincial Grants					
Ministry of Education	205,957			-	
Investment Income			10,000	10,000	
Gain (Loss) on Disposal of Tangible Capital Assets		1,092,983		1,092,983	931,828
Amortization of Deferred Capital Revenue	1,968,717	1,968,977		1,968,977	1,945,352
Total Revenue	2,174,674	3,061,960	10,000	3,071,960	2,877,180
Expenses					
Operations and Maintenance	205,597			-	
Amortization of Tangible Capital Assets					
Operations and Maintenance	2,024,571	2,024,572		2,024,572	1,989,044
Transportation and Housing	74,114	74,114		74,114	67,260
Total Expense	2,304,282	2,098,686	-	2,098,686	2,056,304
Capital Surplus (Deficit) for the year	(129,608)	963,274	10,000	973,274	820,876
Net Transfers (to) from other funds					
Tangible Capital Assets Purchased	40,000	102,801		102,801	139,329
Local Capital	25,000		25,000	25,000	25,000
Total Net Transfers	65,000	102,801	25,000	127,801	164,329
Other Adjustments to Fund Balances					
District Portion of Proceeds on Disposal		(1,568,592)	1,568,592	-	
Tangible Capital Assets Purchased from Local Capital		12,162	(12,162)	-	
Total Other Adjustments to Fund Balances		(1,556,430)	1,556,430	-	
Total Capital Surplus (Deficit) for the year	(64,608)	(490,355)	1,591,430	1,101,075	985,205
Capital Surplus (Deficit), beginning of year		3,848,489	706,434	4,554,923	3,569,718
Capital Surplus (Deficit), end of year		3,358,134	2,297,864	5,655,998	4,554,923

School District No. 19 (Revelstoke)

Tangible Capital Assets

Year Ended June 30, 2020

	Sites	Buildings	Furniture and Equipment	Vehicles	Computer Software	Computer Hardware	Total
	\$	\$	\$	\$	\$	\$	\$
Cost, beginning of year	1,954,865	81,477,692	1,107,111	741,144	-	231,768	85,512,580
Changes for the Year							
Increase:							
Purchases from:							
Deferred Capital Revenue - Bylaw		558,561					558,561
Deferred Capital Revenue - Other		90,000	23,258				113,258
Operating Fund			18,603			84,198	102,801
Local Capital	12,162						12,162
	12,162	648,561	41,861	-	-	84,198	786,782
Decrease:							
Disposed of	475,610						475,610
Deemed Disposals			16,218	292,429		40,540	349,187
	475,610		16,218	292,429		40,540	824,797
Cost, end of year	1,491,417	82,126,253	1,132,754	448,715	-	275,426	85,474,565
Work in Progress, end of year	1,491,417	82,126,253	1,132,754	448,715	-	275,426	85,474,565
Cost and Work in Progress, end of year	1,491,417	82,126,253	1,132,754	448,715	-	275,426	85,474,565
Accumulated Amortization, beginning of year						83,469	25,988,489
Changes for the Year						46,354	2,098,686
Increase: Amortization for the Year		24,944,937	593,498	366,585			
Decrease:		1,867,506	110,712	74,114			
Deemed Disposals			16,218	292,429		40,540	349,187
			16,218	292,429		40,540	349,187
Accumulated Amortization, end of year		26,812,443	687,992	148,270		89,283	27,737,988
Tangible Capital Assets - Net	1,491,417	55,313,810	444,762	300,445	-	186,143	57,736,577

School District No. 19 (Revelstoke)

Schedule 4C (Unaudited)

Deferred Capital Revenue
Year Ended June 30, 2020

	Bylaw Capital	Other Provincial	Other Capital	Total Capital
	\$	\$	\$	\$
Deferred Capital Revenue, beginning of year	55,638,082	77,839		55,715,921
Changes for the Year				
Increase:				
Transferred from Deferred Revenue - Capital Additions	558,561	113,258		671,819
	558,561	113,258	-	671,819
Decrease:				
Amortization of Deferred Capital Revenue	1,959,984	8,993		1,968,977
	1,959,984	8,993	-	1,968,977
Net Changes for the Year	(1,401,423)	104,265	-	(1,297,158)
Deferred Capital Revenue, end of year	54,236,659	182,104	-	54,418,763
Work in Progress, beginning of year				-
Changes for the Year				
Net Changes for the Year	-	-	-	-
Work in Progress, end of year	-	-	-	-
Total Deferred Capital Revenue, end of year	54,236,659	182,104	-	54,418,763

School District No. 19 (Revelstoke)
 Changes in Unspent Deferred Capital Revenue
 Year Ended June 30, 2020

Schedule 4D (Unaudited)

	Bylaw Capital	MEd Restricted Capital	Other Provincial Capital	Land Capital	Other Capital	Total
	\$	\$	\$	\$	\$	\$
Balance, beginning of year	647,555	98,870	23,258	-	-	769,683
Changes for the Year						
Increase:						
Provincial Grants - Ministry of Education	255,957	-	-	-	-	255,957
Decrease:						
Transferred to DCR - Capital Additions	558,561	90,000	23,258	-	-	671,819
	558,561	90,000	23,258	-	-	671,819
Net Changes for the Year	(302,604)	(90,000)	(23,258)	-	-	(415,862)
Balance, end of year	344,951	8,870	-	-	-	353,821

School District No. 19 (Revelstoke)
Professional Development - Trustees

3474

	<u>General</u> 798-080	<u>Chell</u> 798-082	<u>Pendergast</u> 798-083	<u>Macfarlane</u> 798-085	<u>Rorstad</u> 798-087	<u>Zimmer</u> 798-089	<u>Total</u>
Balance at June 30, 2020:	6,892.09	259.91	0.00	0.00	6,009.46	945.93	14,107.39
Budget Allocations for 2020/2021 *	0.00	3,000.00	3,000.00	3,000.00	3,000.00	3,000.00	15,000.00
SUB-TOTAL	6,892.09	3,259.91	3,000.00	3,000.00	9,009.46	3,945.93	29,107.39
Transfer to General	3,009.46						
Collapse to General	0.00				-3,009.46		
TOTAL	9,901.55	3,259.91	3,000.00	3,000.00	6,000.00	3,945.93	29,107.39

Budget
15,000.00
2020/2021
440-340

649

* Maximum balance of Trustee Pro D account equal to: 6,000.00

Journal Entry

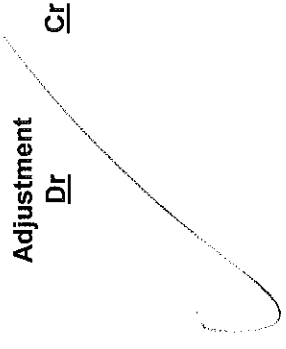
	<u>Dr</u>	<u>Original</u>	<u>Cr</u>
--	-----------	-----------------	-----------

00-440-340-000-000	15,000.00		
00-000-798-000-087		3,000.00	
00-000-798-000-082		3,000.00	
00-000-798-000-085		3,000.00	
00-000-798-000-083		3,000.00	
00-000-798-000-089		3,000.00	
00-000-798-000-080		0.00	

00-000-798-000-087	3009.46		
00-000-798-000-080		3,009.46	

Pro D 12/13 Trustees 18,009.46 18,009.46

Collapse coverage 0.00 0.00



**School District
Statement of Financial Information (SOFI)**

School District No. 19 (Revelstoke)

Fiscal Year Ended June 30, 2020

SCHEDULE OF DEBT

Information on all long term debt is included in the School District Audited Financial Statements.

Prepared as required by *Financial Information Regulation*, Schedule 1, section 4

**School District
Statement of Financial Information (SOFI)**

School District No. 19 (Revelstoke)

Fiscal Year Ended June 30, 2020

SCHEDULE OF GUARANTEE AND INDEMNITY AGREEMENTS

School District No.19 (Revelstoke) has not given any guarantee or indemnity under the Guarantees and Indemnities Regulation.

Prepared as required by *Financial Information Regulation*, Schedule 1, section 5

**School District
Statement of Financial Information (SOFI)**

School District No. 19 (Revelstoke)

Fiscal Year Ended June 30, 2020

STATEMENT OF SEVERANCE AGREEMENTS

There were no severance agreements made between School District No19 (Revelstoke) and its non-unionized employees during fiscal year 2019/2020

Prepared as required by *Financial Information Regulation*, Schedule 1, subsection 6(7)

SCHOOL DISTRICT NO. 19 (REVELSTOKE)

Year Ended June 30, 2020

**Schedule Showing The Remuneration And Expenses Paid
In Respect Of Each Employee**

ELECTED OFFICIALS			
Name	Position	Remuneration	Expenses
Bill MacFarlane	Trustee (Chair)	12,957	5,235
Alan Chell	Trustee (Vice Chair)	11,735	3,474
Elmer Rorstad	Trustee	10,582	152
Garry Pendergast	Trustee	10,582	2,738
Sarah Zimmer	Trustee	10,582	2,215
TOTAL		56,438	13,814

DETAILED EMPLOYEES EXCEEDING \$75,000			
Name		Remuneration	Expenses
Sean Borthwick	District Elementary Counsellor	88,562	2,294
Theresa Browning	Teacher	85,293	2,031
Lissa Cancilla-Sykes	Teacher	84,310	281
Lida Carey	Teacher	85,346	405
Jeffrey Colvin	Teacher	90,017	-
Julia Crucil	Teacher	91,461	-
Stephanie Danyluk	Teacher	80,384	-
Teria Davies	Teacher	75,975	735
Tessa Davis	Teacher	86,033	908
Erin England	Teacher	77,034	256
James Evans	Teacher	85,346	484
Jenna Evans	Teacher	85,046	-
Robert Evans	Teacher	93,217	527
Kim Floyd	Teacher	91,196	387
Michelle Gadbois	Teacher	85,196	67
Graham Gale	Teacher	85,135	652
Stacey Grimm	Teacher	84,499	1,545
Allison Hall	Teacher	92,672	869
Connie Haworth	Teacher	93,199	-
Michael Haworth	Vice-Principal	118,262	7,410
Todd Hicks	Principal	131,353	3,470
Tracey Hill	Teacher	78,824	508
Michael Hooker	Superintendent	164,295	18,366
Kathleen Hoshizaki	Teacher	88,691	75
Allison Just	Teacher	83,073	139
Gregory Kenyon	Principal	134,771	6,675
Catherine Lavelle	Teacher	85,143	-
Susan Leach	Teacher	93,402	-
Sarah Lenzi	Teacher	85,397	976
Rory Luxmoore	Teacher	85,346	-
Pam Mair	Teacher	93,601	625
Mike Manson	Manager of Operations	91,780	5,384
Ariel McDowell	Principal	127,746	11,179
Alice McGrath	Teacher	93,199	1,410
Sarah Newton	Teacher	85,046	441
Monica Penner	Speech language Pathologist	80,565	-
Lucie Perusse	Teacher	84,752	434

Andrew Pfeiffer	Vice-Principal	124,628	3,895
Dana Reaume	Teacher	84,710	358
Robert Rogers	Teacher	93,499	-
Barry Rourke	Teacher	93,349	-
Lori Snider	Teacher	80,511	1,040
Jarrett Spannier	Teacher	82,489	145
Jason Stevens	Teacher	84,145	461
Andrew Sykes	School District Psychologist	93,499	2,218
Giovanna Tedesco	Teacher	85,196	-
Rita Tedesco	Principal	124,642	1,994
Amber Thompson	Teacher	85,397	250
Bruce Tisdale	Secretary Treasurer	144,322	24,205
Tammy Tomm	Teacher	98,977	255
Tracy Tomkins	Teacher	84,922	905
Sarah Vincent	Teacher	88,102	1,432
Colleen Wall	Teacher	85,026	-
Jodi Wallach	Vice-Principal	115,361	1,417
Craig Weiler	Teacher	86,158	-
Erin Williams	Teacher	93,354	1,218
Jeffrey Wilson	Teacher	85,343	353
Total		5,358,797	108,679

EMPLOYEES EQUAL TO OR LESS THAN \$75,000			
		Remuneration	Expenses
Total		4,100,575	28,797

CONSOLIDATED TOTAL			
		Remuneration	Expenses
Total		9,515,810	137,476

Note: The Employer's portion of Employment Insurance and Canada **489,051**

**School District No. 19 (Revelstoke)
Public Bodies Report for 2019/2020
Schedule of Payments to Suppliers of Goods and Services**

Total Payments Made to Suppliers as per A/P (July 1, 2019 - June 30, 2020) **8,688,289**

Suppliers Where Payment > \$25,000

A & G Supply Supply Ltd.	66,200	
Apple Canada Inc	85,766	
BC Hydro	165,132	
BC Teachers' Federation	226,167	
Burridges Enterprises Ltd	46,972	
Canada Revenue Agency	69,560	
City of Revelstoke	56,726	
RCU Mastercard	53,758	
CUPE	43,287	
Fortis BC	56,486	
Little Big Works	85,492	
Meiklejohn Architectural Design Studio	109,481	
Minister of Finance	750,000	
Municipal Pension Fund	342,301	
Okanagan College	44,069	
Okanagan Labour Relations Council	36,864	
Pacific Blue Cross	333,713	
Parkland Refining (BC) Ltd.	31,201	
Public Employees' Benefit Trust	132,722	
Receiver General For Canada	2,408,185	
Revelstoke Alarm Services	44,515	
Revelstoke Community Energy Corporation	92,060	
Revelstoke Teachers' Association	39,257	
Revenue Services of BC	37,051	
Ryan Young Technical Services	28,133	
Specialized Refrigeration	49,860	
Staples Advantage	28,483	
Teachers' Pension Fund	1,611,429	
VVI Construction Ltd	341,207	
Western Noise Control	51,789	
Work Safe BC	44,731	
Sub-Total Suppliers Where Payment > \$25,000		<u>7,512,597</u>
Suppliers Where Payment <= \$25,000		<u>1,175,692</u>
Total Payments Made to Suppliers		<u>8,688,289</u>

- The Schedule of Goods and Services is prepared on a cash basis and expenditures are reflected in the financial statements on an accrual basis. Accounts impacted would include adjustments for opening and closing balances of prepaid expenses, accounts payable and accrued liabilities.

- Payments to Suppliers include 100% of the Goods and Services/Harmonized Sales tax and expenditures in the financial statements are net of any applicable GST rebates.

- The Schedule of Goods and Services includes payments made on behalf of third parties, such as Parent Advisory Councils, which are wholly or partially reimbursed or recovered from these groups and would be netted on the financial statements.

- Payments to benefit providers include amounts shown as remuneration on the Schedule of Remuneration and Expenses include the employer and employee cost for these payments. The Employer share of these payments are included in the benefits section of the Financial Statements.