

Amended Annual Budget

School District No. 19 (Revelstoke)

June 30, 2024

School District No. 19 (Revelstoke)

June 30, 2024

Table of Contents

Bylaw	1
Amended Annual Budget - Revenue and Expense - Statement 2	2
Amended Annual Budget - Changes in Net Financial Assets (Debt) - Statement 4	4
Amended Annual Budget - Schedule of Changes in Accumulated Surplus (Deficit) by Fund - Schedule 1	5
Amended Annual Budget - Operating Revenue and Expense - Schedule 2	6
Schedule 2A - Amended Annual Budget - Schedule of Operating Revenue by Source	7
Schedule 2B - Amended Annual Budget - Schedule of Operating Expense by Object	8
Schedule 2C - Amended Annual Budget - Operating Expense by Function, Program and Object	9
Amended Annual Budget - Special Purpose Revenue and Expense - Schedule 3	11
Schedule 3A - Amended Annual Budget - Changes in Special Purpose Funds	12
Amended Annual Budget - Capital Revenue and Expense - Schedule 4	14

*NOTE - Statement 1, Statement 3, Statement 5 and Schedules 4A - 4D are used for Financial Statement reporting only.

AMENDED ANNUAL BUDGET BYLAW

A Bylaw of THE BOARD OF EDUCATION OF SCHOOL DISTRICT NO. 19 (REVELSTOKE) (called the "Board") to adopt the Amended Annual Budget of the Board for the fiscal year 2023/2024 pursuant to section 113 of the *School Act*, R.S.B.C., 1996, c. 412 as amended from time to time (called the "Act").

1. The Board has complied with the provisions of the *Act*, Ministerial Orders, and Ministry of Education and Child Care Policies respecting the Amended Annual Budget adopted by this bylaw.
2. This bylaw may be cited as School District No. 19 (Revelstoke) Amended Annual Budget Bylaw for fiscal year 2023/2024.
3. The attached Statement 2 showing the estimated revenue and expense for the 2023/2024 fiscal year and the total budget bylaw amount of \$20,576,204 for the 2023/2024 fiscal year was prepared in accordance with the *Act*.
4. Statement 2, 4 and Schedules 1 to 4 are adopted as the Amended Annual Budget of the Board for the fiscal year 2023/2024.

READ A FIRST TIME THE 21st DAY OF FEBRUARY, 2024;

READ A SECOND TIME THE 21st DAY OF FEBRUARY, 2024;

READ A THIRD TIME, PASSED AND ADOPTED THE 21st DAY OF FEBRUARY, 2024;

(Corporate Seal)




Chairperson of the Board



Secretary Treasurer

I HEREBY CERTIFY this to be a true original of School District No. 19 (Revelstoke) Amended Annual Budget Bylaw 2023/2024, adopted by the Board the 21st DAY OF FEBRUARY, 2024.



Secretary Treasurer

School District No. 19 (Revelstoke)

Amended Annual Budget - Revenue and Expense
Year Ended June 30, 2024




	2024 Amended Annual Budget	2024 Annual Budget
Ministry Operating Grant Funded FTE's		
School-Age	1,087,000	1,062,860
Total Ministry Operating Grant Funded FTE's	<u>1,087,000</u>	<u>1,062,860</u>
	\$	\$
Revenues		
Provincial Grants		
Ministry of Education and Child Care	16,821,042	16,396,382
Other	64,570	81,070
Other Revenue	784,602	758,727
Rentals and Leases	231,228	220,848
Investment Income	130,000	125,000
Amortization of Deferred Capital Revenue	19,760,070	1,982,684
Total Revenue	<u>37,791,512</u>	<u>19,564,711</u>
Expenses		
Instruction	15,054,745	14,683,518
District Administration	887,040	868,867
Operations and Maintenance	4,138,005	4,082,769
Transportation and Housing	423,414	408,131
Total Expense	<u>20,503,204</u>	<u>20,043,285</u>
Net Revenue (Expense)	<u>17,288,308</u>	<u>(478,574)</u>
Budgeted Allocation (Retirement) of Surplus (Deficit)	414,885	355,401
Budgeted Surplus (Deficit), for the year	<u>17,703,193</u>	<u>(123,173)</u>
Budgeted Surplus (Deficit), for the year comprised of:		
Operating Fund Surplus (Deficit)		
Special Purpose Fund Surplus (Deficit)		
Capital Fund Surplus (Deficit)	17,703,193	(123,173)
Budgeted Surplus (Deficit), for the year	<u>17,703,193</u>	<u>(123,173)</u>

School District No. 19 (Revelstoke)

Amended Annual Budget - Revenue and Expense
 Year Ended June 30, 2024

	2024 Amended Annual Budget	2024 Annual Budget
Budget Bylaw Amount		
Operating - Total Expense	16,611,322	16,071,195
Operating - Tangible Capital Assets Purchased	73,000	
Special Purpose Funds - Total Expense	1,512,005	1,621,233
Capital Fund - Total Expense	2,379,877	2,350,857
Total Budget Bylaw Amount	20,576,204	20,043,285

Approved by the Board

 Signature of the Chairperson of the Board of Education	Feb 26 / 24 Date Signed
 Signature of the Superintendent	Feb 23 / 24 Date Signed
 Signature of the Secretary Treasurer	February 23 / 24 Date Signed

School District No. 19 (Revelstoke)

Amended Annual Budget - Changes in Net Financial Assets (Debt)

Year Ended June 30, 2024

	2024 Amended Annual Budget	2024 Annual Budget
	\$	\$
Surplus (Deficit) for the year	<u>17,288,308</u>	<u>(478,574)</u>
Effect of change in Tangible Capital Assets		
Acquisition of Tangible Capital Assets		
From Operating and Special Purpose Funds	(73,000)	
From Deferred Capital Revenue	<u>(1,200,000)</u>	<u>(1,500,000)</u>
Total Acquisition of Tangible Capital Assets	<u>(1,273,000)</u>	<u>(1,500,000)</u>
Amortization of Tangible Capital Assets	<u>2,179,877</u>	<u>2,150,857</u>
Total Effect of change in Tangible Capital Assets	<u>906,877</u>	<u>650,857</u>
	<u>-</u>	<u>-</u>
	<u>-</u>	<u>-</u>
(Increase) Decrease in Net Financial Assets (Debt)	<u><u>18,195,185</u></u>	<u><u>172,283</u></u>

School District No. 19 (Revelstoke)

Amended Annual Budget - Schedule of Changes in Accumulated Surplus (Deficit) by Fund
 Year Ended June 30, 2024

	Operating Fund	Special Purpose Fund	Capital Fund	2024 Amended Annual Budget
	\$	\$	\$	\$
Accumulated Surplus (Deficit), beginning of year	1,513,893	-	4,774,913	6,288,806
Changes for the year				
Net Revenue (Expense) for the year	(316,885)		17,605,193	17,288,308
Interfund Transfers				
Tangible Capital Assets Purchased	(73,000)		73,000	-
Local Capital	(25,000)		25,000	-
Net Changes for the year	<u>(414,885)</u>	<u>-</u>	<u>17,703,193</u>	<u>17,288,308</u>
Budgeted Accumulated Surplus (Deficit), end of year	<u><u>1,099,008</u></u>	<u><u>-</u></u>	<u><u>22,478,106</u></u>	<u><u>23,577,114</u></u>

School District No. 19 (Revelstoke)

Amended Annual Budget - Operating Revenue and Expense
Year Ended June 30, 2024

	2024 Amended Annual Budget	2024 Annual Budget
	\$	\$
Revenues		
Provincial Grants		
Ministry of Education and Child Care	15,134,037	14,600,149
Other	39,570	56,070
Other Revenue	784,602	758,727
Rentals and Leases	231,228	220,848
Investment Income	105,000	105,000
Total Revenue	<u>16,294,437</u>	<u>15,740,794</u>
Expenses		
Instruction	13,612,740	13,132,285
District Administration	887,040	868,867
Operations and Maintenance	1,767,848	1,739,829
Transportation and Housing	343,694	330,214
Total Expense	<u>16,611,322</u>	<u>16,071,195</u>
Net Revenue (Expense)	<u>(316,885)</u>	<u>(330,401)</u>
Budgeted Prior Year Surplus Appropriation	<u>414,885</u>	<u>355,401</u>
Net Transfers (to) from other funds		
Tangible Capital Assets Purchased	(73,000)	
Local Capital	(25,000)	(25,000)
Total Net Transfers	<u>(98,000)</u>	<u>(25,000)</u>
Budgeted Surplus (Deficit), for the year	<u>-</u>	<u>-</u>

School District No. 19 (Revelstoke)

Amended Annual Budget - Schedule of Operating Revenue by Source
 Year Ended June 30, 2024

	2024 Amended Annual Budget	2024 Annual Budget
	\$	\$
Provincial Grants - Ministry of Education and Child Care		
Operating Grant, Ministry of Education and Child Care	14,569,702	14,423,670
Other Ministry of Education and Child Care Grants		
Pay Equity	101,498	101,498
Student Transportation Fund	49,847	49,847
Support Staff Benefits Grant		12,429
FSA Scorer Grant	4,094	4,094
Labour Settlement Funding	238,896	238,896
Secondment of Employee	170,000	160,000
Reduction in Projected Enrolment		(250,125)
Reduction in Unique Student Needs projections		(140,160)
Total Provincial Grants - Ministry of Education and Child Care	<u>15,134,037</u>	<u>14,600,149</u>
Provincial Grants - Other	<u>39,570</u>	<u>56,070</u>
Other Revenues		
Other School District/Education Authorities	495,505	469,630
Miscellaneous		
Miscellaneous	4,197	4,197
Art Starts	5,400	5,400
School Generated Revenue	275,000	275,000
Band Instrument Rental	4,500	4,500
Total Other Revenue	<u>784,602</u>	<u>758,727</u>
Rentals and Leases	<u>231,228</u>	<u>220,848</u>
Investment Income	<u>105,000</u>	<u>105,000</u>
Total Operating Revenue	<u><u>16,294,437</u></u>	<u><u>15,740,794</u></u>

School District No. 19 (Revelstoke)

Amended Annual Budget - Schedule of Operating Expense by Object
 Year Ended June 30, 2024

	2024 Amended Annual Budget	2024 Annual Budget
	\$	\$
Salaries		
Teachers	6,894,131	6,730,489
Principals and Vice Principals	1,044,207	1,044,207
Educational Assistants	1,099,682	1,007,270
Support Staff	1,195,428	1,226,901
Other Professionals	718,350	698,883
Substitutes	671,326	498,826
Total Salaries	<u>11,623,124</u>	<u>11,206,576</u>
Employee Benefits	<u>2,865,633</u>	<u>2,796,565</u>
Total Salaries and Benefits	<u>14,488,757</u>	<u>14,003,141</u>
Services and Supplies		
Services	625,794	625,794
Student Transportation	45,960	45,960
Professional Development and Travel	171,021	168,621
Rentals and Leases	700	700
Dues and Fees	66,627	66,627
Insurance	65,162	65,162
Supplies	707,961	663,850
Utilities	439,340	431,340
Total Services and Supplies	<u>2,122,565</u>	<u>2,068,054</u>
Total Operating Expense	<u>16,611,322</u>	<u>16,071,195</u>

School District No. 19 (Revelstoke)

Amended Annual Budget - Operating Expense by Function, Program and Object

Year Ended June 30, 2024

	Teachers Salaries	Principals and Vice Principals Salaries	Educational Assistants Salaries	Support Staff Salaries	Other Professionals Salaries	Substitutes Salaries	Total Salaries
	\$	\$	\$	\$	\$	\$	\$
1 Instruction							
1.02 Regular Instruction	5,079,297	319,585		45,779	60,036	479,026	5,983,723
1.03 Career Programs	200,280						200,280
1.07 Library Services	233,188	21,163		78,896		1,300	354,547
1.08 Counseling	288,430			2,618			291,048
1.10 Special Education	970,471	263,612	1,099,682	18,384	103,808	30,000	2,485,957
1.30 English Language Learning	74,735			84,411			74,735
1.31 Indigenous Education	27,730	397,521		202,199		102,500	112,141
1.41 School Administration		1,001,881	1,099,682	432,287	163,844	612,826	702,220
Total Function 1	6,894,131	1,001,881	1,099,682	432,287	163,844	612,826	10,204,651
4 District Administration							
4.11 Educational Administration				22,980	190,441		213,421
4.40 School District Governance					86,528		86,528
4.41 Business Administration				95,787	122,884	500	219,171
Total Function 4	-	-	-	118,767	399,853	500	519,120
5 Operations and Maintenance							
5.41 Operations and Maintenance Administration		42,326		519,893	111,488	32,000	153,814
5.50 Maintenance Operations				33,184		11,000	551,893
5.52 Maintenance of Grounds							44,184
5.56 Utilities				553,077	111,488	43,000	749,891
Total Function 5	-	42,326	-	553,077	111,488	43,000	749,891
7 Transportation and Housing							
7.41 Transportation and Housing Administration				91,297	43,165	15,000	43,165
7.70 Student Transportation				91,297	43,165	15,000	106,297
Total Function 7	-	-	-	91,297	43,165	15,000	149,462
9 Debt Services							
Total Function 9	-	-	-	-	-	-	-
Total Functions 1 - 9	6,894,131	1,044,207	1,099,682	1,195,428	718,350	671,326	11,623,124

School District No. 19 (Revelstoke)

Amended Annual Budget - Operating Expense by Function, Program and Object

Year Ended June 30, 2024

	Total Salaries	Employee Benefits	Total Salaries and Benefits	Services and Supplies	2024 Amended Annual Budget	2024 Annual Budget
	\$	\$	\$	\$	\$	\$
1 Instruction						
1.02 Regular Instruction	5,983,723	1,469,042	7,452,765	614,186	8,066,951	7,979,555
1.03 Career Programs	200,280	48,642	248,922	29,515	278,437	278,497
1.07 Library Services	354,547	94,041	448,588	21,200	469,788	441,849
1.08 Counselling	291,048	67,847	358,895		358,895	358,976
1.10 Special Education	2,485,957	656,328	3,142,285	59,655	3,201,940	2,966,768
1.30 English Language Learning	74,735	18,184	92,919		92,919	92,950
1.31 Indigenous Education	112,141	33,716	145,857	54,991	200,848	167,985
1.41 School Administration	702,220	147,504	849,724	93,238	942,962	845,705
Total Function 1	10,204,651	2,535,304	12,739,955	872,785	13,612,740	13,132,285
4 District Administration						
4.11 Educational Administration	213,421	47,476	260,897	50,640	311,537	304,230
4.40 School District Governance	86,528	10,217	96,745	40,540	137,285	133,260
4.41 Business Administration	219,171	35,906	255,077	183,141	438,218	431,377
Total Function 4	519,120	93,599	612,719	274,321	887,040	868,867
5 Operations and Maintenance						
5.41 Operations and Maintenance Administration	153,814	34,154	187,968	47,525	235,493	233,696
5.50 Maintenance Operations	551,893	153,644	705,537	230,628	936,165	917,016
5.52 Maintenance of Grounds	44,184	8,766	52,950	103,900	156,850	157,777
5.56 Utilities	-	-	-	439,340	439,340	431,340
Total Function 5	749,891	196,564	946,455	821,393	1,767,848	1,739,829
7 Transportation and Housing						
7.41 Transportation and Housing Administration	43,165	9,337	52,502	2,315	54,817	53,936
7.70 Student Transportation	106,297	30,829	137,126	151,751	288,877	276,278
Total Function 7	149,462	40,166	189,628	154,066	343,694	330,214
9 Debt Services						
Total Function 9	-	-	-	-	-	-
Total Functions 1 - 9	11,623,124	2,865,633	14,488,757	2,122,565	16,611,322	16,071,195

School District No. 19 (Revelstoke)

Amended Annual Budget - Special Purpose Revenue and Expense
 Year Ended June 30, 2024

	2024 Amended Annual Budget	2024 Annual Budget
	\$	\$
Revenues		
Provincial Grants		
Ministry of Education and Child Care	1,487,005	1,596,233
Other	25,000	25,000
Total Revenue	<u>1,512,005</u>	<u>1,621,233</u>
Expenses		
Instruction	1,442,005	1,551,233
Operations and Maintenance	70,000	70,000
Total Expense	<u>1,512,005</u>	<u>1,621,233</u>
Budgeted Surplus (Deficit), for the year	<u>-</u>	<u>-</u>

School District No. 19 (Revelstoke)
 Amended Annual Budget - Changes in Special Purpose Funds
 Year Ended June 30, 2024

	Annual Facility Grant	Learning Improvement Fund	Strong Start	Ready, Set, Learn	OLJEP	CommunityLINK	Classroom Enhancement Fund - Overhead	Classroom Enhancement Fund - Staffing	Classroom Enhancement Fund - Remedies
	\$	\$	\$	\$	\$	\$	\$	\$	\$
Deferred Revenue, beginning of year	33,489	-	58,951	9,307	-	49,089	-	-	-
Add: Restricted Grants	65,380	54,596	32,000	7,350	10,650	114,325	73,039	537,275	5,535
Provincial Grants - Ministry of Education and Child Care									
Provincial Grants - Other	65,380	54,596	32,000	7,350	10,650	114,325	73,039	537,275	5,535
Less: Allocated to Revenue	70,000	54,596	37,388	8,000	10,650	121,500	73,039	537,275	5,535
Deferred Revenue, end of year	28,869	-	53,563	8,657	-	41,914	-	-	-
Revenues	70,000	54,596	37,388	8,000	10,650	121,500	73,039	537,275	5,535
Provincial Grants - Ministry of Education and Child Care									
Provincial Grants - Other	70,000	54,596	37,388	8,000	10,650	121,500	73,039	537,275	5,535
Expenses									
Salaries									
Teachers									
Principals and Vice Principals					8,650	15,872	14,210	434,058	
Educational Assistants		40,950				62,500	19,750		
Support Staff			26,612				24,356		
Substitutes									4,508
Employee Benefits									
Services and Supplies	70,000	13,646	7,776	8,000	2,000	22,744	8,429	103,217	1,027
	70,000	54,596	37,388	8,000	10,650	121,500	73,039	537,275	5,535
Net Revenue (Expense)	-	-	-	-	-	-	-	-	-

School District No. 19 (Revelstoke)
 Amended Annual Budget - Changes in Special Purpose Funds
 Year Ended June 30, 2024

	Mental Health in Schools	Changing Results for Young Children	Student & Family Affordability	ECL Early Care & Learning	Feeding Futures Fund	Columbia Basin Trust	District Early Learning	TOTAL
	\$	\$	\$	\$	\$	\$	\$	\$
Deferred Revenue, beginning of year	36,174	33,355	99,718	-	-	71,422	8,996	400,501
Add: Restricted Grants	57,000	11,250	-	175,000	350,000	20,000	-	1,493,400
Provincial Grants - Ministry of Education and Child Care								20,000
Provincial Grants - Other	57,000	11,250	-	175,000	350,000	20,000	-	1,513,400
Less: Allocated to Revenue	65,717	17,500	35,805	175,000	275,000	25,000	-	1,512,005
Deferred Revenue, end of year	<u>27,457</u>	<u>27,105</u>	<u>63,913</u>	<u>-</u>	<u>75,000</u>	<u>66,422</u>	<u>8,996</u>	<u>401,896</u>
Revenues	65,717	17,500	35,805	175,000	275,000	25,000	-	1,487,005
Provincial Grants - Ministry of Education and Child Care								25,000
Provincial Grants - Other	65,717	17,500	35,805	175,000	275,000	25,000	-	1,512,005
Expenses								
Salaries								512,225
Teachers								157,017
Principals and Vice Principals	53,645			142,807				103,450
Educational Assistants								46,362
Support Staff								28,864
Substitutes	53,645			142,807				847,918
Employee Benefits	12,072			32,193				203,104
Services and Supplies	65,717	17,500	35,805	175,000	275,000	25,000	-	460,983
Net Revenue (Expense)	<u>-</u>	<u>-</u>	<u>-</u>	<u>-</u>	<u>-</u>	<u>-</u>	<u>-</u>	<u>-</u>

School District No. 19 (Revelstoke)

Amended Annual Budget - Capital Revenue and Expense
Year Ended June 30, 2024

	2024 Amended Annual Budget			2024 Annual Budget
	Invested in Tangible Capital Assets	Local Capital	Fund Balance	
	\$	\$	\$	\$
Revenues				
Provincial Grants				
Ministry of Education and Child Care	200,000		200,000	200,000
Investment Income		25,000	25,000	20,000
Amortization of Deferred Capital Revenue	19,760,070		19,760,070	1,982,684
Total Revenue	19,960,070	25,000	19,985,070	2,202,684
Expenses				
Operations and Maintenance	200,000		200,000	200,000
Amortization of Tangible Capital Assets				
Operations and Maintenance	2,100,157		2,100,157	2,072,940
Transportation and Housing	79,720		79,720	77,917
Total Expense	2,379,877	-	2,379,877	2,350,857
Net Revenue (Expense)	17,580,193	25,000	17,605,193	(148,173)
Net Transfers (to) from other funds				
Tangible Capital Assets Purchased	73,000		73,000	
Local Capital		25,000	25,000	25,000
Total Net Transfers	73,000	25,000	98,000	25,000
Other Adjustments to Fund Balances				
Total Other Adjustments to Fund Balances	-	-	-	-
Budgeted Surplus (Deficit), for the year	17,653,193	50,000	17,703,193	(123,173)